

Year 3/4

Literacy at Home

Spelling



THE LITERACY
COMPANY

This is the year 3 and 4 word- list from the National Curriculum:

accident	describe	history	popular	though
accidentally	different	imagine	position	although
actual	difficult	increase	possess	thought
actually	disappear	important	possession	through
address	early	interest	possible	various
answer	earth	island	potatoes	weight
appear	eight	knowledge	pressure	woman
arrive	eighth	learn	probably	women
believe	enough	length	promise	
bicycle	exercise	library	purpose	
breath	experience	material	quarter	
breathe	experiment	medicine	question	
build	extreme	mention	recent	
busy	famous	minute	regular	
business	favourite	natural	reign	
calendar	February	naughty	remember	
caught	forward(s)	notice	sentence	
centre	fruit	occasion	separate	
century	grammar	occasionally	special	
certain	group	often	straight	
circle	guard	opposite	strange	
complete	guide	ordinary	strength	
consider	heard	particular	suppose	
continue	heart	peculiar	surprise	
decide	height	perhaps	therefore	




Investigate some of the word list words. Here are a few ideas to start you off...you might be able to think of more!

1. Can you find other words hidden inside them? Which word has the most words hidden inside?

appear	important	history
app pea pear ear	imp import port or tan ant	his is story or







2. See how many new words you can make from each one by adding prefixes or suffixes. The word itself needs to be part of your new word. Investigate what the different prefixes and suffixes do to the meaning of the words.

accident	appear	certain
accidents accidental	appears appearing appearance disappear disappearing disappearance	certain certainly certainty


3. Can you find out what each one means? Can you draw a picture to represent it or act it out? Use a dictionary to help you.
4. Choose 10 words for someone to test you on each day. For the words you don't know how to spell yet, think of ways to help you remember them:
 - Decide which the tricky bit is. Write out the word and write the tricky bit in another colour or capitalise the letters that don't make the sound you think they should to help you remember

 - Some people find that 'Look, say, cover, write, check' helps them learn spellings too.



Choose one of the activity cards to investigate/ learn how to spell your personal list of words or your spelling list words.


<p>Activity card 1 </p> <p>Create a crossword or a word search of the words you need to learn</p> <table border="1" data-bbox="156 488 743 801"> <tbody> <tr> <td>b</td><td>e</td><td>c</td><td>a</td><td>u</td><td>s</td><td>e</td> </tr> <tr> <td>i</td><td></td><td>a</td><td></td><td></td><td></td><td></td> </tr> <tr> <td>t</td><td></td><td>m</td><td></td><td></td><td></td><td></td> </tr> <tr> <td>e</td><td></td><td>e</td><td>n</td><td>d</td><td></td><td></td> </tr> </tbody> </table>	b	e	c	a	u	s	e	i		a					t		m					e		e	n	d			<p>Activity card 2 </p> <p>Make a word web from one of your current words</p> <pre> graph LR ship --> shed ship --> shop ship --> top ship --> chip chip --> chop chip --> rip chip --> zip </pre>
b	e	c	a	u	s	e																							
i		a																											
t		m																											
e		e	n	d																									
<p>Activity card 3 </p> <p>Play hangman with a partner using some of your words</p> <p><u> </u> a <u> </u> <u> </u> <u> </u></p> <p>b c</p>	<p>Activity card 4 </p> <p>Find a synonym (a word that has a similar meaning) for each of your words</p> <p>wet: damp</p> <p>big: huge</p>																												
<p>Activity card 5 </p> <p>Think of different sentences to put your words in</p> <p>light: I turned on the <u>light</u></p> <p>because: I went to bed <u>because</u> I was tired</p>	<p>Activity card 6 </p> <p>Find a spelling rhyme for some of your words</p> <p>bright: rhymes with light</p> <p>book: rhymes with look</p>																												



Activity card 7 


Try and think of some mnemonics to help you to remember how to spell your words:

**because: big elephants can't always
use small exits
could, would, should: O U lucky duck**

Activity card 8 


Work with a partner. Your partner writes down half of your word and you try to guess what comes next

B r i _ _ _

Activity card 9 

Make a word matrix with your word

fright	en	ing
		ed
	er	s
	ful	ly
		ness

Activity card 10 

Break your word into syllables

carpet: car_pet
because: be_ause

