

COMPUTING LEARNING
OUTCOMES & ACTIVITIES
YEAR 1 - YEAR 6



COPYRIGHT

Mr
Andrews
Online

Copyright © Mr Andrews Online Limited All Rights Reserved

Reproduction, storage, adaptation or translation, in any form or by any means, of this publication is prohibited without prior written permission by the publisher.

Excerpts may be reproduced for the purpose of research, private study, criticism or review, or by educational institutions solely for educational purposes, without permission, providing full acknowledgement is given.











LEARNING OUTCOMES & ACTIVITIES

KEY IDEAS		SKILLS
Front Cover		Combine images and edit text to create front pages, posters and invitations.
		Design the front page of a digital book, combining text and images.
		Design the front page with accuracy of a digital book, combining text and images.
Storyboard		Combine images, text and voice recordings to retell a story. Describe why other people's work belongs to them and recognise that content on the internet may belong to other people.
		Combine images, text and voice recordings to retell a story.
		Combine images, text and voice recordings with accuracy to retell a story clearly.
Retelling the Story		Type words correctly in text boxes and speech bubbles using a keyboard.
		Type words and sentences using spell checks in text boxes using a keyboard.
		Type words and sentences correctly using spell checks in text boxes using a keyboard.
The Little Pigs' Houses		Type words correctly in text boxes and speech bubbles using a keyboard.
		Type words and sentences using spell checks in speech bubbles using a keyboard.
		Type words and sentences correctly using spell checks in speech bubbles using a keyboard.
Wanted Wolf!		Combine images and edit text to create posters and invitations.
		Combine images and edit text to create posters.
		Combine images and edit text with accuracy to create posters.
Digital Drawing		Use digital drawing tools to draw characters from a story or for a game.
		Use digital drawing tools to draw characters from a story or for a game.
		Use digital drawing tools with accuracy to draw characters from a story or for a game.





LEARNING OUTCOMES & ACTIVITIES

KEY IDEAS		SKILLS
Animation		Create a simple animation with moving characters and voice recordings.
		Create a simple animation with moving characters and voice recordings.
		Create a simple animation with accurate moving characters and quality voice recordings.
Finished Digital Book		Make improvements to digital content following feedback.
		Make improvements to produce digital book following feedback.
		Make improvements to produce a quality formatted digital book following feedback.

















LEARNING OUTCOMES & ACTIVITIES

KEY IDEAS		SKILLS
Taking Photos		Use a camera to capture images which are in focus. Select options to change the appearance of digital content.
		Use a camera to capture images which are in focus and change the appearance of digital content.
		Use a camera accurately to capture images which are in focus and change the appearance of digital content.
Digital Effects		Apply edits to digital content to achieve a particular effect.
		Apply edits to digital content to achieve a particular effect.
		Apply appropriate edits to digital content to achieve a particular effect.
My Favourite Things		Select options to change the appearance of digital content.
		Select options to change the appearance of digital content.
		Select appropriate options to change the appearance of digital content.
Presentation		Create a simple animation with moving characters and voice recordings.
		Create a simple animation with moving characters and voice recordings.
		Create a simple animation with accurate moving characters and quality voice recordings.
Selfies		Use a camera to capture images which are in focus. Select options to change the appearance of digital content.
		Use a camera to capture images which are in focus and change the appearance of digital content.
		Use a camera accurately to capture images which are in focus and change the appearance of digital content.
Selfie Galleries		Create digital galleries using images and text.
		Create digital galleries using images and text.
		Create well presented digital galleries using images and text.























LEARNING OUTCOMES & ACTIVITIES

KEY IDEAS		SKILLS
Word Art	 LO	Combine words and images to create Word Art.
	 SILVER	Combine words and images to create Word Art.
	 GOLD	Combine words and images to create a quality Word Art image.
Avatar	 LO	Explain how other people's identity online can be different to their identity in real life and how they might make themselves look different.
	 SILVER	Understand how other people's identity online can be different to their identity in real life and how they might make themselves look different.
	 GOLD	Explain how other people's identity online can be different to their identity in real life and how they might make themselves look different.
Online Profile	 LO	Recognise examples of information that is personal to me and what information not to put online. Recognise that information about me can stay online for a long time and could be copied.
	 SILVER	Recognise examples of information that is personal to me and what information not to put online.
	 GOLD	Recognise and give examples of information that is personal to me and what information not to put online.
Human Body	 LO	Apply edits to digital content to achieve a particular effect.
	 SILVER	Apply edits to digital content to achieve a particular effect.
	 GOLD	Apply appropriate edits to digital content to achieve a particular effect.











LEARNING OUTCOMES & ACTIVITIES

KEY IDEAS		SKILLS
Keeping Healthy when using Technology		Explain rules and give examples to keep us safe when we are using technology both in and beyond the home. Describe uses of technology beyond school.
		Explain rules to keep us safe when we are using technology both in and beyond the home.
		Explain rules and give examples to keep us safe when we are using technology both in and beyond the home.
Designing Characters		Use digital drawing tools to draw characters from a story or for a game.
		Use digital drawing tools to draw characters from a story or for a game.
		Use digital drawing tools accurately to draw characters from a story or for a game.
Game Designing		Create simple programs. Design and create programs for others to play. Predict the outcomes of a program.
		Design and create a game for others to play.
		Design and create a well edited game for others to play.
Game Description		Type words correctly using a keyboard.
		Type words correctly using a keyboard.
		Type words and edit sentences correctly using a keyboard.
Front Page		Create digital books combining text, images, and sounds. Collect images by capturing screenshots and editing them.
		Create digital books combining text, images, and sounds.
		Create digital books with accuracy combining text, images, and sounds.
Poster		Combine images with text to create posters and invitations.
		Combine images with text to create posters.
		Combine images with text with accuracy to create posters.





LEARNING OUTCOMES & ACTIVITIES

KEY IDEAS		SKILLS
Top Trumps		Combine images with text to create posters and invitations.
		Combine images with text to create a 'top trumps' card.
		Combine images with text with accuracy to create a 'top trumps' card.
Invitation to a Games Fair		Combine images with text to create posters and invitations.
		Combine images with text to create invitations.
		Combine images with text with accuracy to create invitations.





LEARNING OUTCOMES & ACTIVITIES

KEY IDEAS		SKILLS
Opening Slide		Create a simple presentation using slides (ongoing)
		Create a simple presentation using slides.
		Create a simple presentation using slides with increasing accuracy.
Dragons Around the World		Present information combining images and text on slides.
		Present information combining images and text on slides.
		Present information combining images and text on slides with increasing accuracy.
Dragon Hoax		Use a camera to capture images which are in focus. Create images with different layers by placing one images on top of another.
		Create images with different layers by placing one images on top of another.
		Create images with different layers by placing one images on top of another and changing the angle and size of the dragon images.
Fake News/ Website Headlines		Apply edits to digital content to achieve a particular effect.
		Add text and different fonts to capture people's attention.
		Add text and different fonts accurately to capture people's attention.
Bringing a Dragon to Life		Explore augmented reality and capture images.
		Capture images of the 'augmented reality' dragon.
		Capture accurate images of the 'augmented reality' dragon.
Danger!		Create posters by adding images to frames and editing text by changing font style, colour and size. Explain why work created using technology belongs to you.
		Create posters by adding images to frames and editing text by changing font style, colour and size.
		Create well organised posters by adding images to frames, editing text by changing font style, colour and size.





LEARNING OUTCOMES & ACTIVITIES

KEY IDEAS		SKILLS
Wanted Dragon		Create posters by adding images to frames, editing text by changing font style, colour and size.
		Create posters by adding images to frames, editing text by changing font style, colour and size.
		Create 'eye catching' posters by adding images to frames, editing text by changing font style, colour and size with accuracy.
News Bulletin		Create a simple animation with moving characters and voice recordings.
		Create a simple animation with moving characters and voice recordings.
		Create a simple animation with accurate moving characters and quality voice recordings.
Word Art		Combine words and images to create Word Art.
		Combine words and images to create Word Art image.
		Combine words and images to create a quality Word Art image.
How to Catch a Dragon		Create a visual plan using images and text to tell a story.
		Create a visual plan using images and text to tell a story.
		Create a well presented and organised visual plan using images and text to tell a story.
Dragon Silhouettes		Use digital drawing tools to draw characters from a story or for a game.
		Use digital drawing tools to draw characters from a story or for a game.
		Use digital drawing tools with increasing accuracy to draw characters from a story or for a game.
Dragon Game		Design and create programs for others to play.
		Design and create a dragon game for others to play.
		Design and create a well planned dragon game for others to play.

















LEARNING OUTCOMES & ACTIVITIES

KEY IDEAS		SKILLS
Algorithms		Understand that instructions in an algorithm need to be precise and unambiguous.
		Understand that instructions in an algorithm need to be precise and unambiguous.
		Understand and explain that instructions in an algorithm need to be precise and unambiguous.
Programming Unplugged		Understand that instructions in an algorithm need to be precise and unambiguous.
		Understand that instructions in an algorithm need to be precise and unambiguous.
		Understand and explain that instructions in an algorithm need to be precise and unambiguous.
Robots		Create simple programs. Debug an error in a simple algorithm.
		Create simple programs and debug an error in a simple algorithm.
		Create simple programs and debug errors in a simple algorithm.
Repeats		Create simple programs. Use simple repeats in programs.
		Create simple programs and debug an error in a simple algorithm.
		Create simple programs and debug errors in a simple algorithm.
More Repeats		Create simple programs. Use simple repeats in programs.
		Create simple programs and debug an error in a simple algorithm.
		Create simple programs and debug errors in a simple algorithm.
Basic Algorithms and Repeats		Create simple programs. Use logical reasoning to predict the behaviour of simple programs.
		Use logical reasoning to predict the behaviour of simple programs.
		Use logical reasoning with accuracy to predict the behaviour of simple programs.





LEARNING OUTCOMES & ACTIVITIES

KEY IDEAS		SKILLS
Algorithms and Repeats		Create simple programs. Use logical reasoning to predict the behaviour of simple programs.
		Use logical reasoning to predict the behaviour of simple programs.
		Use logical reasoning with accuracy to predict the behaviour of simple programs.
Selection (Event or When) Commands		Use basic selections in programs and explain using the language if ... then.
		Use basic selections in programs.
		Use basic selections in programs and explain using the language if ... then.
Selection (Event or When) Commands		Use basic selections in programs and explain using the language if ... then.
		Use basic selections in programs.
		Use basic selections in programs and explain using the language if ... then.
Understanding		Understand basic programming techniques.
		Understand basic programming techniques.
		Understand and explain basic programming techniques.





LEARNING OUTCOMES & ACTIVITIES

KEY IDEAS		SKILLS
Front Cover		Create digital books combining text, images, and sounds (ongoing).
		Create a digital book combining text, images, and sounds with increasing accuracy.
		Create a digital book combining text, images, and sounds with accuracy.
Using Technology to Communicate		Explain how devices can be connected to the internet and can list some of those devices.
		Recognise devices that connect to the internet and list some of those devices.
		Recognise devices that connect to the internet and list and explain what those devices do.
Email: How does it Work?		Identify different ways we communicate online.
		Identify the key features of emails.
		Identify and explain the key features of emails.
Sending Emails		Identify different ways we communicate online. Type words correctly using a keyboard.
		Compose an email message with the recipient, subject, content and attachment.
		Compose an email message with accuracy that includes the recipient, subject, content and attachment.
Being Considerate Online		Explain why it is important to be considerate and kind to people online in ways that do not upset others. Recognise that there may be people online who could make me feel sad, embarrassed or upset.
		Understand how to be considerate online in ways that does not upset others.
		Understand and explain the ways to be considerate online in ways that does not upset others.
Online Behaviour		Give examples of bullying behaviour and how it could look online and how it can make someone feel. Talk about how someone can/would get help about being bullied online or offline.
		Recognise the key ideas on what can be done to help someone who is bullied online.
		Recognise the key ideas on what can be done to help someone who is bullied online and give examples on how to get help.














LEARNING OUTCOMES & ACTIVITIES

KEY IDEAS		SKILLS
Strange Creatures		Navigate a simple webpage to get information I need (e.g. home, forward, back buttons; links, tabs and sections). Collect images by capturing screenshots and editing them.
		Navigate a simple webpage to get information I need (e.g. home, forward, back buttons; links, tabs and sections).
		Navigate with confidence a simple webpage to get information I need (e.g. home, forward, back buttons; links, tabs and sections).
Front Page		Create digital books combining: text, images, and sounds.
		Create digital books combining: text, images, and sounds.
		Create digital books with increasing accuracy combining: text, images, and sounds.
Gallery		Combine images to create digital galleries.
		Combine images to create digital galleries.
		Combine images accurately to create digital galleries.
Habitats		Use simple keywords in a search engine to find things out. Describe and demonstrate how to get help from a trusted adult if content makes feel sad, uncomfortable worried or frightened.
		Use simple keywords in a search engine to find things out.
		Use simple keywords with confidence in a search engine to find things out.
Diet (Herbivore, Carnivore and Omnivore)		Present information on a topic using images, text boxes and voice recordings.
		Present information on a topic using images, text boxes and voice recordings.
		Present information on a topic with accuracy using images, text boxes and voice recordings.
Adaptation		Present information on a topic using images, text boxes and voice recordings.
		Present information on a topic using images, text boxes and voice recordings.
		Present information on a topic with accuracy using images, text boxes and voice recordings.






















LEARNING OUTCOMES & ACTIVITIES

KEY IDEAS		SKILLS
Nature Documentary	 LO	Create an animation with moving characters and voice recordings.
	 SILVER	Create an animation with moving characters and voice recordings.
	 GOLD	Create a simple animation with accurate moving characters and quality voice recordings.
Naturalist Speech	 LO	Type words correctly using a keyboard.
	 SILVER	Type words correctly using a keyboard.
	 GOLD	Type words and sentences correctly using spell checks in speech bubbles using a keyboard.
A Strange New World	 LO	Combine text and images to create video presentation. Edit video content to improve it.
	 SILVER	Combine text and images to create video presentation and edit video content to improve it.
	 GOLD	Combine text and images to create a video presentation and edit content to produce a quality video.


























LEARNING OUTCOMES & ACTIVITIES

KEY IDEAS		SKILLS
Front Cover		Create digital books combining text, images, and sounds (ongoing).
		Create digital books combining text, images, and sounds.
		Create a well presented digital books combining text, images, and sounds.
How Computers Have Changed		Investigate how computers have changed over the years.
		Investigate how computers have changed over the years.
		Investigate and explain how computers have changed over the years.
Components of a Computer		Identify, name and explain the functions of the main components of a computer.
		Identify the functions of the main components of a computer.
		Identify, name and explain the functions of the main components of a computer.
Input and Output of a Computer System		Name and compare common input and output devices of computer systems.
		Name common input and output devices of computer systems.
		Name and compare common input and output devices of computer systems.
Computers Beyond School		Combine text and images to create video presentations. Edit video content to improve it. Identify and describe uses of technology beyond school.
		Combine text and images to create video presentations.
		Combine text and images to create a video presentation and edit video content to improve it.
Robots: What do they do?		Explain how robots can be controlled.
		Explain how robots can be controlled.
		Explain and understand how robots can be controlled.




















LEARNING OUTCOMES & ACTIVITIES

KEY IDEAS		SKILLS
Taking Photos		Use a camera accurately to capture interesting perspectives on objects.
		Use a camera to capture interesting perspectives on objects.
		Use a camera accurately to capture interesting perspectives on objects.
Digital Effects		Select options to change the appearance of digital content and explore tools to edit it.
		Select options to change the appearance of digital content and explore tools to edit it.
		Select options to enhance the appearance of digital content and explore tools to edit it.
Opening Slide		Combine images and text for different effects.
		Combine images and text for different effects.
		Combine images and text with accuracy for different effects.
Galleries		Create galleries that include images and videos effects.
		Create galleries that include images and videos effects.
		Create well presented galleries that include images and videos effects.
Designing Book Covers		Combine images and text for different effects.
		Combine images and text for different effects to create a book cover.
		Combine images and text for different effects to create a well designed book cover.
Special Effects		Apply edits to digital content to achieve a particular effect and save them as both images and videos.
		Apply special effects to digital content to achieve a particular effect and save them as both images and videos.
		Apply appropriate special effects to digital content to achieve a particular effect and save them as both images and videos.
Social Media Adverts		Combine images and text for different effects.
		Combine images and text for different effects to create social media adverts.
		Combine images and text for different effects to create quality social media adverts.





LEARNING OUTCOMES & ACTIVITIES

KEY IDEAS		SKILLS
Persuasive Adverts		Plan a movie with scripts that has a beginning, middle and end and combines text, music, and images.
		Plan a persuasive advert with scripts that has a beginning, middle and end and combines text, music, and images.
		Plan a quality persuasive advert with scripts that has a beginning, middle and end and combines text, music, and images.
Logos		Design and create digital logos and graphics combining fonts and texts.
		Design and create digital badges combining fonts and texts.
		Design and create quality digital badges combining fonts and texts.
Crazy Compositions		Select options to change the appearance of digital content and explore tools to edit it.
		Select options to change the appearance of digital content and explore tools to edit it.
		Select options to change the appearance of digital content and apply tools to edit it.
Horror Movie		Plan a movie with scripts that has a beginning, middle and end and combines text, music, and images.
		Plan and create a horror movie with scripts that has a beginning, middle and end and combines text, music, and images.
		Plan and create a quality horror movie with scripts that has a beginning, middle and end and combines text, music, and images.
Final Edits and Presentations		Edit digital content to improve it according to feedback.
		Edit presentation slides to improve it according to feedback.
		Edit presentation slides to improve the quality to a high standard according to feedback.





LEARNING OUTCOMES & ACTIVITIES

KEY IDEAS		SKILLS
My Country		Explore augmented reality and capture images and videos. Use the camera accurately to create short clip for editing.
		Explore augmented reality and capture images and videos.and use the camera accurately to create short clip for editing.
		Explore augmented reality and capture quality images and videos.and use the camera accurately to create short clip for editing.
Designing a Flag		Explore augmented reality and capture images and videos. Use the camera accurately to create short clip for editing.
		Explore augmented reality and capture images and videos.and use the camera accurately to create short clip for editing.
		Explore augmented reality and capture quality images and videos.and use the camera accurately to create short clip for editing.
Augmented Animals		Explore augmented reality and capture images and videos. Use the camera accurately to create short clip for editing.
		Explore augmented reality and capture images and videos.and use the camera accurately to create short clip for editing.
		Explore augmented reality and capture quality images and videos.and use the camera accurately to create short clip for editing.
Script & Taking Avatar		Plan a movie with scripts that has a beginning, middle and end and combines text, music, and images. Combine animated characters and voice recordings for particular effects.
		Plan and create a movie with scripts that has a beginning, middle and end and combines text, music, and images.
		Plan and create a quality movie with scripts that has a beginning, middle and end and combines text, music, and images.
Green Screening		Explore green screen technology and capture and edit videos.
		Explore green screen technology and capture and edit a video.
		Explore green screen technology and capture and edit a quality video.
Final Edits		Edit digital content to improve it according to feedback.
		Edit digital content to improve it according to feedback.
		Edit digital content to improve and enhance it according to feedback.





LEARNING OUTCOMES & ACTIVITIES

KEY IDEAS		SKILLS
Animation 1		Take a series of pictures and combine them to form an animation. Create an animation with moving characters/objects keeping the camera steady using 'onion skinning'.
		Create an animation with moving characters/objects keeping the camera steady using 'onion skinning'.
		Create a quality animation with moving characters/objects keeping the camera steady using 'onion skinning'.
Graphics 1		Add text, graphics and sound effects to improve an animation using editing tools.
		Add text, graphics and sound effects to enhance an animation using editing tools.
		Add text, graphics and sound effects to enhance and improve an animation using editing tools.
Final Edits 1		Create and edit an animation by combining text, images and music. Edit digital content to improve it according to feedback.
		Create an animation by combining text, images and music. and edit digital content to improve it according to feedback.
		Create a quality animation by combining text, images and music. and edit digital content to improve it according to feedback.
Storyboard		Plan a simple animation using a storyboard.
		Plan a simple animation using a storyboard with a beginning, middle and end.
		Plan a well thought out animation using a storyboard with a beginning, middle and end.
Animation 2		Take a series of pictures and combine them to form an animation. Create an animation with moving characters/objects keeping the camera steady using 'onion skinning'.
		Create an animation with moving characters/objects keeping the camera steady using 'onion skinning'.
		Create a quality animation with moving characters/objects keeping the camera steady using 'onion skinning'.
Graphics 2		Add text, graphics and sound effects to improve an animation using editing tools.
		Add text, graphics and sound effects to improve an animation using editing tools.
		Add text, graphics and sound effects to enhance and improve an animation using editing tools.
Final Edits 2		Create and edit an animation by combining text, images and music. Edit digital content to improve it according to feedback.
		Create an animation by combining text, images and music. and edit digital content to improve it according to feedback.
		Create a quality animation by combining text, images and music. and edit digital content to improve it according to feedback.





LEARNING OUTCOMES & ACTIVITIES

KEY IDEAS		SKILLS
Searching for Images		When searching on the internet for content to use, explain why you need to consider who owns it and whether you have the right to reuse it.
		When searching on the internet for content to use, explain whether you have the right to reuse it.
		When searching on the internet for content to use, explain why you need to consider who owns it and whether you have the right to reuse it.
Front Cover		Combine text (fonts, colours, backgrounds, speech bubbles), images, voice recordings and videos to create a digital book (ongoing).
		Combine text (fonts, colours, backgrounds, speech bubbles), images, voice recordings and videos to create a digital book.
		Combine text (fonts, colours, backgrounds, speech bubbles), images, voice recordings and videos to create a quality digital book.
Batman Introduction (Speech Bubble)		Combine text (fonts, colours, backgrounds, speech bubbles), images, voice recordings and videos to create a digital book.
		Combine text in a speech bubbles with images and voice recordings.
		Combine text in a speech bubbles with images and voice recordings accurately.
Storyboard with Voice Recordings		Combine text (fonts, colours, backgrounds, speech bubbles), images, voice recordings and videos to create a digital book.
		Combine images and voice recordings.
		Combine images and voice recordings with accuracy.
Comic Strip		Combine text (fonts, colours, backgrounds, speech bubbles), images, voice recordings and videos to create a digital book.
		Combine text (fonts, colours, backgrounds, speech bubbles), images, voice recordings to create a comic.
		Combine text (fonts, colours, backgrounds, speech bubbles), images, voice recordings to create a comic with accuracy.
Superhero Graphic		Design and create digital logos and graphics combining fonts and texts.
		Design and create digital logos combining fonts and texts.
		Design and create quality digital logos combining fonts and texts.
Batman's Strengths		Create and edit a video by combining text, images and music.
		Create and edit a video by combining text, images and music.
		Create and edit a quality video by combining text, images and music.






LEARNING OUTCOMES & ACTIVITIES

KEY IDEAS		SKILLS
Research Another Superhero		Design and create digital logos and graphics combining fonts and texts. Describe how I can search for information within a wide group of technologies (e.g. social media, image sites, video sites).
		Design and create digital graphics combining fonts and texts.
		Design and create quality digital graphics combining fonts and texts.
Superhero Stickers		Design and create digital logos and graphics combining fonts and text.
		Design and create digital logos combining fonts and text.
		Design and create quality digital logos combining fonts and text.
Superhero Movie		Create and edit a video by combining text, images and music.
		Create and edit a video by combining text, images and music.
		Create and edit a quality video by combining text, images and music.
Word Art		Combine words and images to create word art.
		Combine words and images to create word art.
		Combine words and images to create a well presented word art.
Contents & Blurb		Create a contents page, a blurb and add page numbers. Edit digital content to improve it according to feedback.
		Create a contents page, a blurb and add page numbers and edit digital content to improve it according to feedback.
		Create a contents page, a blurb and add page numbers and edit digital content to improve it according to feedback to produce a quality digital book.





















LEARNING OUTCOMES & ACTIVITIES

KEY IDEAS		SKILLS
Time on Technology		Describe ways technology can affect health and know strategies, tips or advice to promote healthy living.
		Type up a balanced argument that looks at ways technology can affect health.
		Type up a balanced argument that looks at ways technology can affect health and know strategies, tips or advice to promote healthy living.
Strategies to Limit Time on Technology		Explain the importance of self-regulating the use of technology.
		Understand the importance of self-regulating the use of technology.
		Understand and explain the importance of self-regulating the use of technology.
Genre of Game		Understand why it's important to know your audience when designing games.
		Understand why it's important to know your audience when designing games.
		Understand and explain why it's important to know your audience when designing games.
Main Character		Remove the background from images.
		Remove the background from images.
		Remove the background from images with accuracy.
Prototype Game		Design and create a prototype game and make improvements following feedback.
		Design and create a prototype game.
		Design and create a prototype game and make improvements following feedback.
Game Design (Advanced)		Use digital drawing tool to create prototype designs.
		Use digital drawing tool to create prototype designs.
		Used with accuracy digital drawing tool to create prototype designs.
Game Design		Create a program using a range of events/inputs to control what happens. Work with various forms of input/output. Review a game and make improvements by debugging.
		Create a game using a range of events/inputs to control what happens.
		Create a game using a range of events/inputs to control what happens and identify bugs to make improvements.






LEARNING OUTCOMES & ACTIVITIES

KEY IDEAS		SKILLS
Persuasive Poster		Create digital books/posters by combining text, images, voice recordings, and videos.
		Create digital posters by combining text and images.
		Create a quality digital posters by combining text and images.
Persuasive Advert		Create a video by combining text, images and music.
		Create a video by combining text, images and music.
		Create a quality video by combining text, images and music.
Persuasive Writing		Use a keyboard accurately with two hands to type and format documents.
		Use a keyboard with two hands to type and format documents.
		Use a keyboard accurately with two hands to type and format documents.
Formatting		Edit digital content to improve it according to feedback.
		Edit digital content to improve it according to feedback to create a page.
		Edit digital content to improve it according to feedback to create a well presented page.
Front Page & Final Edits		Edit digital content to improve it according to feedback.
		Edit digital content to improve it according to feedback to create a digital book.
		Edit digital content to improve it according to feedback to create a well presented digital book.












LEARNING OUTCOMES & ACTIVITIES

KEY IDEAS		SKILLS
Algorithms to Draw Robots		Write programs that accomplish specific goals.
		Write programs that accomplish specific goals with instructions.
		Write programs that accomplish specific goals with accurate instructions.
Robot Dance		Use logical reasoning to write simple algorithms explaining the sequence commands should run in.
		Use logical reasoning to write simple algorithms.
		Use logical reasoning to write simple algorithms explaining the sequence commands should run in.
Programming Front Cover		Combine text (fonts, colours, backgrounds), images, voice recordings and videos to create a digital book.
		Combine text (fonts, colours, backgrounds) and images to create a digital book.
		Combine text (fonts, colours, backgrounds) and images to create a quality digital book.
Debugging		Debug programs so they run correctly.
		Begin to debug programs so they run correctly.
		Debug programs effectively so they run correctly.
Repeats/Loops		Create programs including repeat commands.
		Begin to create programs with repeat commands to reduce codes and make algorithms more efficient.
		Create programs with repeat commands to reduce codes and make algorithms more efficient.
Selections/Events		Use selection in algorithms and programs, i.e. if... then...
		Use selection in algorithms and programs, i.e. if... then...
		Use selection in algorithms and programs, i.e. if... then... and explain how they cause something to happen.
Level Design		Solve problems by decomposing into smaller parts.
		Solve problems by decomposing into smaller parts.
		Solve problems by decomposing into smaller parts and explain how it has made the algorithm more efficient.





LEARNING OUTCOMES & ACTIVITIES

KEY IDEAS		SKILLS
Efficient Algorithms		Solve problems by decomposing into smaller parts.
		Solve problems by decomposing into smaller parts.
		Solve problems by decomposing into smaller parts and explain how it has made the algorithm more efficient.
Gifs, Emojify and Dance		Write programs that accomplish specific goals. Debug programs so they run correctly. Create programs including repeat commands.
		Write programs that accomplish specific goals, debug and use repeat commands.
		Write programs consistently with accuracy that accomplish specific goals, debug and use repeat commands.














LEARNING OUTCOMES & ACTIVITIES

KEY IDEAS		SKILLS
Home Page		Build a website, web app or webpage that includes pages, text, images and videos in a clear and organised way (ongoing). Create an app/website with menus for ease of navigation (ongoing). Edit digital content to improve it according to feedback (ongoing).
		Build a website, web app or webpage that includes pages, text, images and videos.
		Build a website, web app or webpage that includes pages, text, images and videos in a clear and organised way.
Book Review		When searching on the internet for content to use explain the need to consider who owns it and whether you have the right to use it. Use search engines effectively and narrow search results down.
		When searching on the internet for content to use explain who owns it.
		When searching on the internet for content to use explain the need to consider who owns it and whether you have the right to use it.
Alternative Book Covers		Create graphics with texts and images.
		Design and create digitally book covers with texts and images.
		Design and create digitally quality book covers with texts and images.
Book Advert		Use search engines effectively and narrow search results down. Organise a movie with scripts adding titles, images and effects.
		Organise and create a movie with scripts adding titles, images and effects.
		Organise and create a quality movie with scripts adding titles, images and effects.
Book Quiz		Create an interactive quiz and program right and wrong answers. Embed an interactive quiz into a website.
		Create an interactive quiz and program right and wrong answers.
		Create a well edited interactive quiz and program right and wrong answers.
Non-Fiction Book Review		When searching on the internet for content to use explain the need to consider who owns it and whether you have the right to use it.
		When searching on the internet for content to use explain who owns it.
		When searching on the internet for content to use explain the need to consider who owns it and whether you have the right to use it.





LEARNING OUTCOMES & ACTIVITIES

KEY IDEAS		SKILLS
Favourite Non-Fiction Books		When searching on the internet for content to use explain the need to consider who owns it and whether you have the right to use it. Use search engines effectively and narrow search results down.
		When searching on the internet for content to use explain who owns it.
		When searching on the internet for content to use explain the need to consider who owns it and whether you have the right to use it.
Reading Products		Create graphics with texts and images.
		Create digital designs with texts and images.
		Create quality digital designs with texts and images.
Publishing		Edit digital content to improve it, according to feedback.
		Edit a website to improve it according to feedback.
		Edit to produce a well organised website to improve it according to feedback.





LEARNING OUTCOMES & ACTIVITIES

KEY IDEAS		SKILLS
Opening Header (Webpage)		Build a website or web app that includes pages, text, images and videos in a clear and organised way (ongoing). Edit digital content to improve it according to feedback (ongoing).
		Build a website or web app that includes pages, text, images and videos.
		Build a website or web app that includes pages, text, images and videos in a clear and organised way.
Zoo Animal Parks around the World		Use search engines effectively and narrow search results down.
		Use search engines to narrow search results down.
		Use search engines effectively and narrow search results down.
Fact Files (Infographics)		Create graphics with texts and images about
		Create a fact file graphics with texts and images.
		Create a well presented fact file graphics with texts and images.
Animal Adaptation		Use search engines effectively and narrow search results down. Build a webpage that includes pages, text, images.
		Build a webpage that includes pages, text, images.
		Build a quality webpage that includes pages, text, images.
Food Chains		Build a webpage that includes text and images.
		Build a webpage that includes pages, text, images.
		Build a quality webpage that includes pages, text, images.
Conservation (Palm Oil)		When searching on the internet for content to use, explain why I need to consider who owns it and whether you have the right to use it.
		Understand why I need to consider who owns content on the internet and whether it can be used.
		Explain why I need to consider who owns content on the internet and whether it can be used.
Conservation (Orangutans)		Use a keyboard accurately with two hands to type and format documents.
		Use a keyboard with two hands to type and format a document.
		Use a keyboard accurately with two hands to type and format a quality presented document.





LEARNING OUTCOMES & ACTIVITIES

KEY IDEAS		SKILLS
Conservation Video		Organise a movie with a scripts adding titles, images and effects.
		Organise and create a movie with a scripts adding titles, images and effects.
		Organise and create a quality movie with a scripts adding titles, images and effects.
Conservation T-Shirt Design		Create graphics with texts and images.
		Create and design digitally a T-shirt.
		Create and design digitally a quality T-shirt.
Digital Art		Use photo editing tools to improve the quality of images.
		Use photo editing tools to enhance the quality of images.
		Use photo editing tools to improve and enhance the quality of images.
Colours, Patterns & Camouflage		Create graphics with texts and images.
		Create information graphics with texts and images.
		Create quality information graphics with texts and images.
Types and Numbers of Animals in Zoos		Create different graphs and tables and interpret them.
		Create spreadsheets with formulas to create graphs and tables.
		Create spreadsheets with formulas to create graphs and tables and interpret them.
Zoo Map		Create graphics with texts and images.
		Plan and create a digital map with texts and images.
		Plan and create a well presented digital map with texts and images.





LEARNING OUTCOMES & ACTIVITIES

KEY IDEAS		SKILLS
Storyboard		Plan a multi-scene animation including characters, scenes, camera angles and effects.
		Plan a multi-scene animation including characters, scenes, camera angles and effects.
		Plan a detailed multi-scene animation including characters, scenes, camera angles and effects.
Planning and Building the Set		Plan a multi-scene animation including characters, scenes, camera angles and effects. Evaluate digital content and explain how to make choices from search results. Explain how search engines work and how results are selected and ranked.
		Plan a multi-scene animation including characters, scenes, camera angles and effects.
		Plan a detailed multi-scene animation including characters, scenes, camera angles and effects.
Animating the Scenes		Edit a stop-go animations to improve the quality of the animation using onion skinning feature.
		Create and edit a stop-go animations to improve the quality of the animation using onion skinning feature.
		Create and edit with accuracy a stop-go animations to improve the quality of the animation using onion skinning feature.
Title Screen		Create title and credits screens by combining colours and text.
		Create title and credits screens by combining colours and text.
		Create quality title and credits screens by combining colours and text.
Editing the Animation		Edit/refine a movie to add special effects, text, sound effects, graphics and backing track.
		Edit/refine a movie to add special effects, text, sound effects, graphics and backing track.
		Edit/refine a movie to add special effects, text, sound effects, graphics and backing track for a quality video.
Adding Sounds and Background Music		Edit/refine a movie to add special effects, text, sound effects, graphics and backing track.
		Edit/refine a movie to add special effects, text, sound effects, graphics and backing track.
		Edit/refine a movie to add special effects, text, sound effects, graphics and backing track for a quality video.





LEARNING OUTCOMES & ACTIVITIES

KEY IDEAS		SKILLS
Limiting the impact of Technology on Health		Describe ways technology can affect health and know strategies, tips or advice to promote healthy living. Explain the importance of self-regulating my use of technology and demonstrate the strategies to do this.
		Describe ways technology can affect health and know strategies, tips or advice to promote healthy living.
		Describe and explain ways technology can affect health and know strategies, tips or advice to promote healthy living.
Age Related Games (PEGI)		Describe common systems that regulate age-related content (e.g. PEGI, BBFC, parental warnings) and describe their purpose.
		Describe common systems that regulate age-related content (e.g. PEGI, BBFC, parental warnings).
		Describe common systems that regulate age-related content (e.g. PEGI, BBFC, parental warnings) and describe their purpose.
What makes a good Game?		Identify the pros and cons of different games.
		Identify the pros and cons of games.
		Identify the pros and cons of different games.
Developing a Successful Game		Organise digital content by combine text boxes and images. Work independently to design and program a game for a specific audience (ongoing)
		Organise digital content by combine text boxes and images.
		Organise digital content with accuracy by combine text boxes and images.
Storytelling		Program a game which tells a story over more than one level.
		Program a game which tells a story over one level.
		Program a game which tells a story over more than one level.
Graphics		Design and create 8 bit characters.
		Design and create 8 bit characters.
		Design and create quality 8 bit characters.










LEARNING OUTCOMES & ACTIVITIES

KEY IDEAS		SKILLS
Level Design		Program a game which tells a story over more than one level.
		Program a game which tells a story over one level.
		Program a game which tells a story over more than one level.
Animation		Make changes to digital content to animate characters in the game.
		Make changes to digital content to animate characters in the game.
		Make changes to digital content with accuracy to animate characters in the game.
Advanced Programming		Experiment with different codes to test each element of a game until a desired outcome is reached. Make predictions about what will happen in a program when inputs are changed. Test, debug and improve programs.
		Make predictions about what will happen in a program when inputs are changed and test, debug programs.
		Make predictions about what will happen in a program when inputs are changed and test, debug and improve programs.
Feedback		Evaluate content against success criteria and make improvements accordingly.
		Evaluate content against success criteria.
		Evaluate content against success criteria and make improvements accordingly.
Poster		Organise digital content by combine text boxes and images.
		Organise digital content by combine text boxes and images to produce a poster.
		Organise digital content by combine text boxes and images to produce an eye catching poster.
Special Effects		Use creative tools to create a marketing campaign for a game.
		Use creative tools to create a marketing campaign for a game.
		Use creative tools to create a well organised marketing campaign for a game.
Video Advert		Plan and create a video by combining images, text, music and different layouts.
		Plan and create a video by combining images, text, music and different layouts.
		Plan and create a quality video by combining images, text, music and different layouts.





LEARNING OUTCOMES & ACTIVITIES

KEY IDEAS		SKILLS
Persuasive Writing		Use word processing tools to format a document.
		Use word processing tools to format a document.
		Use word processing tools to accurately format a document.
Games Fair		Work independently to design and program a game for a specific audience (ongoing).
		Work independently to design and program a game for a specific audience (ongoing).
		Work independently to design and program a quality game for a specific audience (ongoing).





LEARNING OUTCOMES & ACTIVITIES

KEY IDEAS		SKILLS
Limiting the impact of Technology on Health		Describe ways technology can affect health and know strategies, tips or advice to promote healthy living. Explain the importance of self-regulating my use of technology and demonstrate the strategies to do this.
		Describe ways technology can affect health and know strategies, tips or advice to promote healthy living.
		Describe and explain ways technology can affect health and know strategies, tips or advice to promote healthy living.
Age Related Games (PEGI)		Describe common systems that regulate age-related content (e.g. PEGI, BBFC, parental warnings) and describe their purpose.
		Describe common systems that regulate age-related content (e.g. PEGI, BBFC, parental warnings).
		Describe common systems that regulate age-related content (e.g. PEGI, BBFC, parental warnings) and describe their purpose.
What makes a good Game?		Identify the pros and cons of different games.
		Identify the pros and cons of games.
		Identify the pros and cons of different games.
Developing a Successful Game		Organise digital content by combine text boxes and images. Work independently to design and program a game for a specific audience (ongoing)
		Organise digital content by combine text boxes and images.
		Organise digital content with accuracy by combine text boxes and images.
Storytelling		Program a game which tells a story over more than one level.
		Program a game which tells a story over one level.
		Program a game which tells a story over more than one level.
Graphics		Design and create 8 bit characters.
		Design and create 8 bit characters.
		Design and create quality 8 bit characters.








LEARNING OUTCOMES & ACTIVITIES

KEY IDEAS		SKILLS
Level Design		Program a game which tells a story over more than one level.
		Program a game which tells a story over one level.
		Program a game which tells a story over more than one level.
Animation		Make changes to digital content to animate characters in the game.
		Make changes to digital content to animate characters in the game.
		Make changes to digital content with accuracy to animate characters in the game.
Advanced Programming		Experiment with different codes to test each element of a game until a desired outcome is reached. Make predictions about what will happen in a program when inputs are changed. Test, debug and improve programs.
		Make predictions about what will happen in a program when inputs are changed and test, debug programs.
		Make predictions about what will happen in a program when inputs are changed and test, debug and improve programs.
Feedback		Evaluate content against success criteria and make improvements accordingly.
		Evaluate content against success criteria.
		Evaluate content against success criteria and make improvements accordingly.
Poster		Organise digital content by combine text boxes and images.
		Organise digital content by combine text boxes and images to produce a poster.
		Organise digital content by combine text boxes and images to produce an eye catching poster.
Special Effects		Use creative tools to create a marketing campaign for a game.
		Use creative tools to create a marketing campaign for a game.
		Use creative tools to create a well organised marketing campaign for a game.
Video Advert		Plan and create a video by combining images, text, music and different layouts.
		Plan and create a video by combining images, text, music and different layouts.
		Plan and create a quality video by combining images, text, music and different layouts.





LEARNING OUTCOMES & ACTIVITIES

KEY IDEAS		SKILLS
Persuasive Writing		Use word processing tools to format a document.
		Use word processing tools to format a document.
		Use word processing tools to accurately format a document.
Games Fair		Work independently to design and program a game for a specific audience (ongoing).
		Work independently to design and program a game for a specific audience (ongoing).
		Work independently to design and program a quality game for a specific audience (ongoing).














LEARNING OUTCOMES & ACTIVITIES

KEY IDEAS	SKILLS
<p>Web Apps</p>	<ul style="list-style-type: none"> • Use wireframes to plan the build for an app. • Work collaboratively, using various tools independently for use in my app design. • Recognise my audience when designing and creating an app. • Evaluate my own content against success criteria and make improvements accordingly (ongoing). • Assess and justify when it is acceptable to use the work of others and give examples of content that is permitted to be reused. • Demonstrate the use of search tools to find and access online content which can be reused by others. • Demonstrate how to make references to and acknowledge sources that have been used from the internet. <p>Please Note: The Digital Apprentice project has been designed to work with content that has been covered in topic work. Therefore, the skills are ongoing and not specific to key ideas covered. See the WAGOLL for examples.</p>





LEARNING OUTCOMES & ACTIVITIES

KEY IDEAS		SKILLS
Planning		Plan a digital resource to teach a specific audience something new. Work independently to combine a range of tools (text, video, graphics, images) to present my ideas clearly for an audience to follow (ongoing).
		Plan a digital resource to teach a specific audience something new.
		Plan clearly a digital resource to teach a specific audience something new.
Filming & Editing		Make choices on the best digital software available to present my ideas.
		Make choices on the best digital software available to present my ideas.
		Make well informed choices on the best digital software available to present my ideas.
Equipment & Instructions		Edit videos, graphics and documents independently to create a digital book or an app/website.
		Edit videos, graphics and documents independently to create a digital book or an app/website.
		Edit videos, graphics and documents independently to create a well presented digital book or an app/website.
Labelling Images		Use editing tools to label digital images.
		Use editing tools to label digital images.
		Use editing tools to label digital images with accuracy.
Sharing Completed Digital Books		Evaluate my own content against a success criteria and make improvements accordingly.
		Evaluate my own content against a success criteria and make improvements.
		Evaluate my own content against a success criteria and make necessary improvements accordingly.











LEARNING OUTCOMES & ACTIVITIES

KEY IDEAS		SKILLS
Ideas		Format a digital document to present ideas.
		Format a digital document to present ideas.
		Format a digital document accurately and consistently to present ideas.
Logo Designs		Design a suitable brand for a business and promote it.
		Design a brand for a business and promote it.
		Design a suitable brand for a business and promote it.
Branding		Design a suitable brand for a business and promote it.
		Design a brand for a business and promote it.
		Design a suitable brand for a business and promote it.
Social Media Adverts		Combine text and images to create eye catching social media adverts.
		Combine text and images to create social media adverts.
		Combine text and images to create eye catching social media adverts.
Marketing Video		Create a video for a marketing campaign and make improvements following feedback.
		Create a video for a marketing campaign and make improvements following feedback.
		Create a quality video for a marketing campaign and make improvements following feedback.
Location and Website Design		Design and build a webpage and share it online.
		Design and build a webpage and share it online.
		Design and build a quality webpage and share it online.
Webpage		Design and build a webpage and share it online.
		Design and build a webpage and share it online.
		Design and build a quality webpage and share it online.
Costs		Create a spreadsheet with formulas for profit and loss of a business Create variables in spreadsheets and understand their role in a program.
		Create a spreadsheet with formulas for profit and loss of a business.
		Create a spreadsheet with formulas for profit and loss of a business and understand how variables role in a program.





LEARNING OUTCOMES & ACTIVITIES

KEY IDEAS		SKILLS
Finances		Create a spreadsheet with formulas for profit and loss of a business Create variables in spreadsheets and understand their role in a program.
		Create a spreadsheet with formulas for profit and loss of a business.
		Create a spreadsheet with formulas for profit and loss of a business and understand how variables role in a program.
Pitch		Work independently to create a presentation that includes graphics, images and movies. Make a presentation to an audience using digital tools.
		Work independently to create a presentation that includes graphics, images and movies and make a presentation to an audience using digital tools.
		Work independently to create a quality presentation that includes graphics, images and movies and make a organised presentation to an audience using digital tools.














LEARNING OUTCOMES & ACTIVITIES

KEY IDEAS		SKILLS
Tower of Hanoi		Write programs that accomplish specific goals.
		Write programs with instructions that accomplish specific goals.
		Write programs with accurate instructions that accomplish specific goals.
Basic Programming		Use logical reasoning to detect and correct errors in algorithms.
		Use logical reasoning to detect and correct errors in algorithms.
		Use logical reasoning consistently to detect and correct errors in algorithms.
Repeats (Loops)		Create programs including repeat commands.
		Create programs including repeat commands.
		Create programs consistently including repeat commands.
Procedures		Use selections and procedures in programs.
		Use selections and procedures in programs.
		Use selections and procedures consistently in programs.
Advanced Repeats		Create programs including repeat commands.
		Create programs including repeat commands.
		Create programs consistently including repeat commands.
Advanced Repeats with Selections		Use selections and procedures in programs.
		Use selections and procedures in programs.
		Use selections and procedures consistently in programs.
Selections (if ... then ...)		Use selections and procedures in programs.
		Use selections and procedures in programs.
		Use selections and procedures consistently in programs.





LEARNING OUTCOMES & ACTIVITIES

KEY IDEAS		SKILLS
Variables		Create simple variables and understand their role in a program.
		Create simple variables and understand their role in a program.
		Create simple variables and understand and explain their role in a program.
Create a Project		Present an understanding of new programming concepts with digital tools.
		Present an understanding of new programming concepts with digital tools.
		Present an understanding of new programming concepts with clarity using digital tools.
Made with Code		Create simple variables and understand their role in a program. Present an understanding of new programming concepts with digital tools.
		Create simple variables and understand their role in a program.
		Create simple variables and understand and explain their role in a program.



DESIGN. CREATE. INSPIRE.

Mr
Andrews
Online



www.mrandrewsonline.co.uk



mrandrewsonline@gmail.com



[@Mr_Andrews](https://twitter.com/Mr_Andrews)