


Key vocabulary


<i>insect</i>	<i>invertebrate</i>
<i>food chain</i>	<i>habitat</i>
<i>vertebrate</i>	<i>antennae</i>
<i>minibeast</i>	<i>exoskeleton</i>

What things might we take outside to explore and look for insects?



Science – Year 1

On safari




<i>minibeast</i>	<i>a small invertebrate animal such as an insect or spider</i>
<i>invertebrate</i>	<i>A small animal without a backbone</i>
<i>habitat</i>	<i>The home of a plant or animal</i>
<i>insect</i>	<i>A small animal that has six legs and generally wings</i>
<i>vertebrate</i>	<i>An animal with a backbone</i>

<p>Carnivores These are animals that eat other animals.</p>	
<p>Herbivores These are animals that only eat plants.</p>	
<p>Omnivores These are animals that eat plants and other animals.</p>	



To identify different insects we need to think about:

- How many body parts?
- What colour is it?
- How many legs does it have?
- What shape is it?
- What are its antennae like?



© Ayupov Evgeniy / Adobe Stock